



MeiG Smart SLM920 Module

Multi-Mode Smart LTE Module
Support Wi-Fi & BT


MeiG Smart SLM920 series modules are designed based on QUALCOMM QCM6125 platform of Snapdragon 600 series. Its CPU uses 11nm FinFET process, built-in 64-bit Arm and 8-core Kryo (4*A73 2.0GHz & 4*A53 1.8GHz), supports decode/encode up to 4K 30fps, H.265, and runs on Android 10 operating system. The on-board memory size is 32GB+3GB (optional with 64GB+4GB or 128GB+6GB); it supports LTE Cat.6 and 2*20MHz carrier aggregation, with the maximum downlink rate of 300Mbps. This broadband smart module integrates GNSS and 2.4&5G Wi-Fi, supports multi-modes of connectivity including TD-LTE/FDD-LTE/WCDMA/EVDO/TD-SCDMA/CDMA/GSM.

SLM920 series modules include : SLM920-C、SLM920-E、SLM920-A*、SLM920-LA*、SLM920-J*、SLM920-AU*、SNM920.


SLM920 integrates rich functional interfaces, such as LCM, touch screen, camera, microphone, speaker, UART, USB, I2C, and SPI interface. It can provide functions such as voice, SMS, address book, 2.4G/5G Wi-Fi, BT and GPS. The product supports dual 1600W 3D camera or depth-of-field camera, and can be widely used in intelligent POS cash registers, logistics terminals, VR Camera, intelligent robots, automobile equipment, intelligent information collection equipment, intelligent handheld terminals and other products.

Main Advantage:

- ▣ LTE Cat.6 and 2x20MHz carrier aggregation,Max DL: 300Mbps
- ▣ Support multi-modes of cellular connectivity
- ▣ Support dual-screen display and dual-touch control;Both screens support 2520*1080@60fps
- ▣ Support Dual ISP (16+16MP) , 4 lane cameras
- ▣ Integrate multi-constellation GNSS receivers, fast and accurate positioning in different environments
- ▣ Support 4K @30fps video playing & recording



Qualcomm
8-core Kryo200



Qualcomm
512GPU



Android 10



Cat.6
Max:300Mbps(DL)
Max:50Mbps(UL)



BT 5.x
(BR/DDR plus)



IEEE 802 11
a/b/g/n/ac



GPS+BeiDou+
GLONASS



H.265/
VP9/MPEG



LCC+LGA

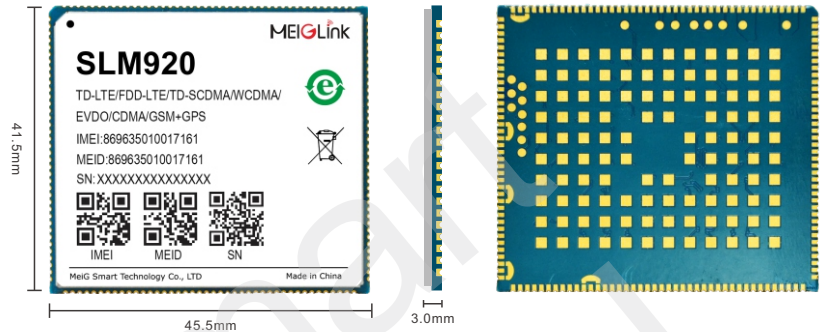
MeiG Smart SLM920 Module

Multi-Mode Smart LTE Module
Support Wi-Fi & BT

MEIG

General Features:

- OS: Android 10.0
- Storage: 32GB eMMC+3GB LPDDR4x (default)
64GB eMMC+4GB LPDDR4x (optional)
128GB eMMC+6GB LPDDR4x (optional)
- Temperature Range: -40°C ~ +75°C
- Size: 41.5x45.5x3.0mm
- Package: LCC+LGA
- Weight: 13.0g
- Certification: CCC (China)
* means it is under development



Interfaces:

USB Interface:

- USB 3.0*1
- Conform to USB 2.0 standard, support USB OTG
Support Type-C Display Port
- I2C:x5
- (U)SIM:x2 (1.8V/2.95V)
- UART:x3 (support HW flow control, MAX 4Mbps)
- SD card:x1 (SD 3.0, 4-bit SDIO)
- PWRKEY:1.8V, Internal pull-up
- SPI:x2 (one can be multiplexed into UART; the other can be multiplexed into I2S, and I2S supports Tx and Rx)
- ADC:x2
- GPIO:x19
- Motor drive:x1
- Flashlight:2 lanes
- LED:x4
- Antenna:main antenna, diversity antenna, GNSS antenna, Wi-Fi & BT antenna

LCM Interface:

- 1 x 4-lane MIPI_DSI + 1 x Display Port
- 1920 x 1600@60fps + 1920 x 1600@60fps

Camera Interface:

- 3 lane 4-lane MIPI_CSI, Max 2.1Gbps/Lane,
- Support 3/4 cameras
- Dual ISP, support 24M pixels phototaking
- Touch screen interface:capacitive touch screen

Audio Interface:

- Analog audio:speaker, receiver, earphone, 3 sets of microphones
- Supports 1 set of noise reduction microphones

Outstanding Features:

- WLAN:2.4G/5G, 802.11 a/b/g/n/ac
- BT:BT2.1+EDR/3.0/4.1 LE/5.x BLE
- GNSS:GPS/GLONASS/BeiDou
- LTE Cat.6, support 2x20MHz carrier aggregation
Support diversity antenna, downlink support MIMO
2x2 Support 3GPP E-UTRA Release 12
- Bandwidth:1.4/3/5/10/15/20MHz
Built-in charging chip and fuel gauge, support
Qualcomm Quick Charge 3.0 (optional)
Dual screens and different display
Dual cards dual standby
Firmware update via USB

Audio & Video:

- Support VoLTE Ultra HD voice calls SRVCC/
CSFB voice fallback technology
24-bit/192kHz High fidelity music playback
Video codec: 4K @60fps
Wi-Fi video : codec 1080P @30fps

Sensitivity:

- LTE-FDD B1:-102dBm LTE FDD B3:-102dBm
- LTE-FDD B5:-102dBm LTE FDD B8:-102dBm
- LTE-TDD B34:-101dBm LTE TDD B38:-102dBm
- LTE-TDD B39:-102dBm LTE TDD B40:-102dBm
- LTE-TDD B41:-102dBm WCDMA B1:-110dBm
- WCDMA B8:-110dBm TD-SCDMA B34:-109dBm
- TD-SCDMA B39:-109dBm
- EVDO/CDMA BCO:-109dBm
- EGSM900:-109dBm
- DCS1800:-109dBm

MeiG Smart SLM920 Module

Multi-Mode Smart LTE Module

Support Wi-Fi & BT

Output power:

- ❑ Class 4 (33dBm±2dB) for GSM850
- ❑ Class 4 (33dBm±2dB) for EGSM900
- ❑ Class 1 (30dBm±2dB) for DCS1800
- ❑ Class 1 (30dBm±2dB) for PCS1900
- ❑ Class E2 (27dBm±3dB) for GSM850 8-PSK
- ❑ Class E2 (27dBm±3dB) for EGSM900 8-PSK
- ❑ Class E2 (26dBm±3dB) for DCS1800 8-PSK
- ❑ Class E2 (26dBm±3dB) for PCS1900 8-PSK
- ❑ Class 3 (24dBm+1/-3dB) for WCDMA bands
- ❑ Class 3 (24dBm+3/-1dB) for EVDO/CDMA BC0
- ❑ Class 2 (24dBm+1/-3dB) for TD-SCDMA bands
- ❑ Class 3 (23dBm±2dB) for LTE-FDD bands
- ❑ Class 3 (23dBm±2dB) for LTE-TDD bands

Electric Parameter:

- ❑ Power supply voltage: 3.55V~4.4V, typical value 3.8V
- ❑ Power consumption: 70uA @ shutdown
- ❑ 3.6mA @ Sleep mode, typical value

Data Features:

- ❑ LTE:
 - Cat.6 FDD: 300Mbps (DL)/50Mbps (UL)
 - Cat.6 TDD: 265Mbps (DL)/35Mbps (UL)
- ❑ UMTS:
 - DC-USDPA: 42Mbps (DL)
 - DC-HSUPA: 11.2Mbps (UL)
 - WCDMA: 384Kbps (DL/UL)
- ❑ TD-SCDMA:
 - 4.2Mbps (DL)/2.2Mbps (UL)
- ❑ CDMA2000:
 - EVDO: 3.1Mbps (DL)/1.8Mbps (UL)
- ❑ 1X Advanced: 307.2Kbps (DL/UL)
- ❑ EDGE: 296Kbps (DL)/236.8Kbps (UL)
- ❑ GPRS: 107Kbps (DL)/85.6Kbps (UL)

Band(MHz):

China/India

SLM920-C:

LTE-FDD: B1/B3/B5/B8
 LTE-TDD: B34/B38/B39/B40/B41
 WCDMA: B1/B8
 TD-SCDMA: B34/B39
 EVDO/CDMA: BC0
 GSM: 900/1800MHz

EMEA/Korea/Thailand

SLM920-E:

LTE-FDD: B1/B3/B5/B7/B8/B20
 LTE-TDD: B38/B40/B41
 WCDMA: B1/B5/B8
 GSM: 850/900/1800MHz

North America

SLM920-A*:

LTE-FDD: B2/B4/B5/B7/B12/B13/B14/B25/B26
 LTE-TDD: B41
 WCDMA: B1/B2/B4/B5
 GSM: 850/1900MHz

Australia/Taiwan/Brazil

SLM920-AU*:

LTE FDD: B1/B3/B5/B7/B8/B28
 LTE TDD: B40
 WCDMA: B1/B2/B5/B8
 GSM: 850/900/1800/1900MHz

Japan

SLM920-J*:

LTE-FDD: B1/B3/B8/B18/B19/B26
 LTE-TDD: B41
 WCDMA: B1/B6/B8/B19

Latin America

SLM920-LA*:

LTE-FDD: B2/B4/B5/B7/B8/B28
 LTE-TDD: B40
 WCDMA: B2/B5/B8
 GSM: 850/900/1900MHz

Global

SLM920:

Support Wi-Fi & BT

